




# Poverty by age in Canada



**1 in 6**

(or 17.4%)  
1.2 million  
children aged 0-17  
live in poverty



**1 in 7**

(or 14.7%)  
3.2 million  
adults aged 18-64  
live in poverty



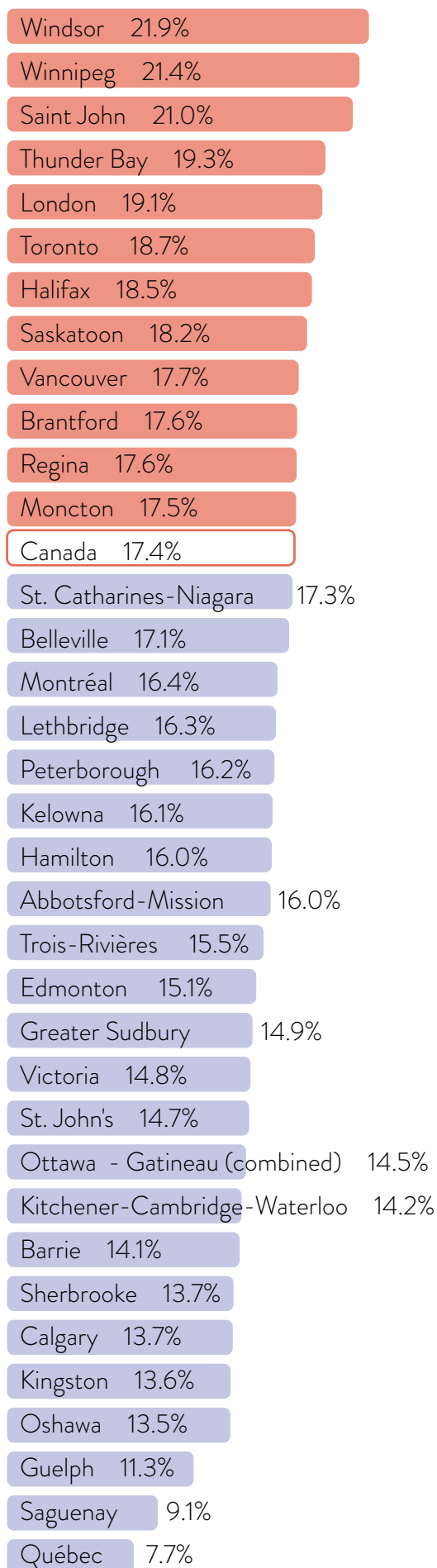
**1 in 15**

(or 6.6%)  
350 thousand  
seniors aged 65+  
live in poverty

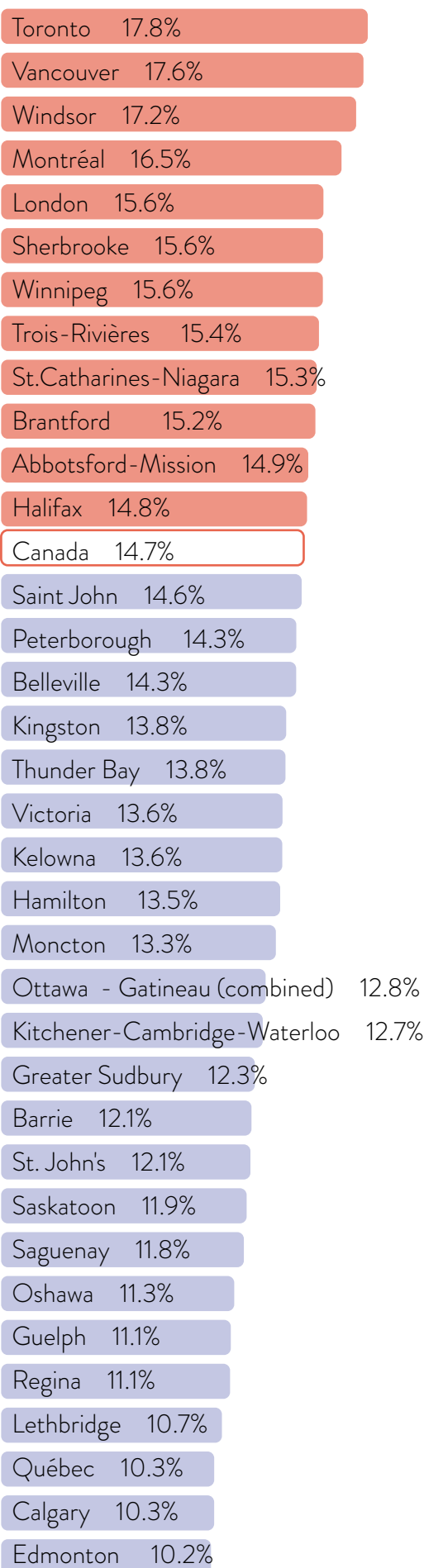
Children and working-aged adults have higher rates of poverty than seniors, but seniors' poverty is starting to rise.

## Poverty by age in Canada's cities


### children aged 0-17



### adults aged 18-64



### seniors aged 65+



Note: The bar chart represents information for Census Metropolitan Areas, Canada's largest urban areas. The estimates of low income can vary between the T1FF Data and the Census due to methodological differences. The rates of seniors poverty reported here are lower than those reported on the 2016 Census.

Source: Statistics Canada, 2015 T1FF (Taxfiler), Family Data Table 18). Available through the CCSD's Community Data Program. Poverty measure: Low Income Measure (After-Tax)

### Canadian Council on Social Development

Canada's longest serving social development organization  
Celebrating 95 years in 2015  
Like us on Facebook at [CanadianCouncilonSocialDevelopment](https://www.facebook.com/CanadianCouncilonSocialDevelopment)  
Follow us on Twitter [@the\\_ccsd](https://twitter.com/the_ccsd)